


Load Cell - AS3 Series



- S-type tension & compression load cell
- 25 kg - 30 t
- Alloy steel construction
- Robust design to industrial standards
- IP67 protection

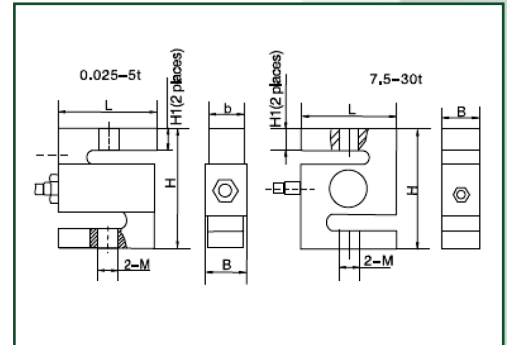


Specification

Output sensitivity (= FS)	mV/V	2.0 ± 0.004
Maximum capacity (E _{max})	kg	25 kg - 30 t
Combined Error	%FS	< ± 0.020
Typical life cycle		10 Mio
Minimum dead load	kg	0
Safe overload	of E _{max}	150%
Ultimate overload	of E _{max}	300%
Zero balance	of FS	≤ ± 1.5 %
Excitation, recommended voltage	V	5 - 12
Excitation maximum	V	18
Terminal resistance, input	Ω	350 ± 3.5
Terminal resistance, output	Ω	351 ± 2
Insulation impedance	MΩ	≥ 5000 (at 50VDC)
Temperature range, compensated	°C	-10...+40
Temperature range, operating	°C	-30... +65
Element material		Alloy Steel
Ingress Protection (according to EN 60529)		IP67

Outline dimensions in mm

Dimension	L	H	b	B	M	H1
Capacity in mm						
25 - 50 kg	50.8	76.2	12.7	14.5	M8	15.7
300 - 500 kg	50.8	76.2	19.0	20.8	M12x1.75	13.6
3 - 5 t	76.2	101.6	25.4	27.2	M20x1.5	20.0
7.5 t	125	175	50	-	M33x3	40.2
10 t	125	175	50	-	M33x3	40.2
15 t	160	200	60	-	M42x3	51
20 t	160	200	60	-	M42x3	51
30 t	190	230	80	-	M42x3	57.5

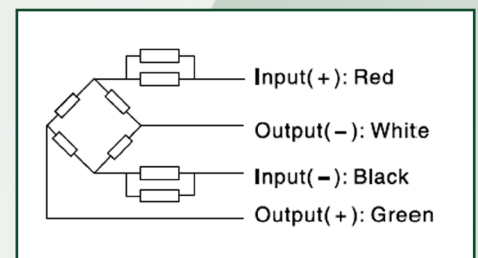


Ordering information

Sample Code: **AS3** - **xxkg** - **C3**

Type	Range	Accuracy
AS3 - Alloy steel	25 kg 50 kg 300 kg 500 kg 3.0 t 5.0 t	7.5 t 10 t 15 t 20 t 30 t
		C3 ± 0.020%FS

Wiring



- Shielded 4 Conductor cable 5mm OD
- Standard cable length 3m (0.025..1.5 t), 6m (2..30 t)
- Cable type and cable length for customers own application are available on request
- Shield not connected to element